

# *HDMI to CV/SV Converter - with HDMI Bypass*

**Operation Manual**



**CM-388**

## **TABLE OF CONTENTS**

<b>1. Introduction.....</b>	<b>1</b>
<b>2. Main Features.....</b>	<b>1</b>
<b>3. Package Contents.....</b>	<b>2</b>
<b>4. Hardware Description.....</b>	<b>2</b>
4.1 Front Panel.....	2
4.2 Rear Panel.....	3
<b>5. Connections and Installation.....</b>	<b>4</b>
<b>6. Specifications.....</b>	<b>4</b>

## 1. Introduction

The HDMI to CV/SV Converter is designed to convert digital signal from HDMI (or DVI + Coaxial) source to analog signal of NTSC or PAL system, with L/R stereo audio. Besides S-Video and Composite Video outputs, it also provides one bypass HDMI output to deliver original signal, and a Coaxial output to send S/PDIF digital audio to audio amplifier. The product provides a convenient application that user can watch high definition movie meanwhile record it (in standard resolutions 480i or 576i) to DVR or VCR machine.

## 2. Main Features

- HDMI 1.2, HDCP1.1 and DVI1.0 compliant
- Converts video signal from HDMI source to NTSC or PAL signal selectable
- Converts digital audio from HDMI or Coaxial source to analog stereo audio
- Accepts HDTV input of wide resolutions, from 480p to 1080p@60Hz
- Video and audio conversion / bypass scenarios:

<b>INPUT A</b>	Both video and audio from HDMI source*
<b>OUTPUT A</b>	HDMI -> Bypass, output original video and audio from HDMI
	COAXIAL -> Output digital audio from HDMI
	CV + L/R -> Output analog video / audio converted from HDMI
	SV + L/R -> Output analog video / audio converted from HDMI
<b>INPUT B</b>	Video from DVI source and audio from Coaxial source**
<b>OUTPUT B</b>	HDMI -> output original video from DVI and audio from Coaxial
	COAXIAL -> Output digital audio from Coaxial
	CV + L/R -> Output analog video converted from DVI, L/R mute***
	SV + L/R -> Output analog video converted from DVI, L/R mute***
<b>INPUT C</b>	Video from DVI source and audio from Coaxial source
<b>OUTPUT C</b>	DVI -> Bypass, output original video from DVI
	COAXIAL -> Output digital audio from Coaxial
	CV + L/R -> Output analog video converted from DVI, L/R mute***
	SV + L/R -> Output analog video converted from DVI, L/R mute***

\* In the scenario of INPUT/OUTPUT A, the audio signal from Coaxial input will not be used.

\*\* DVI input or output can be applied by using HDMI to DVI adapter or cable of similar function.

\*\*\* Analog L/R audio outputs are not available when the audio input is Coaxial, please connect the analog audio from source to your speakers directly.

- When the signal from HDMI or DVI source is protected by HDCP (High-bandwidth Digital Content Protection), the HDMI or DVI display needs to support HDCP to be able to show picture.


### 3. Package Contents

1. HDMI to CV/SV Converter
2. 5V/2.6A DC power adaptor.
3. Operation manual.

### 4. Hardware Description

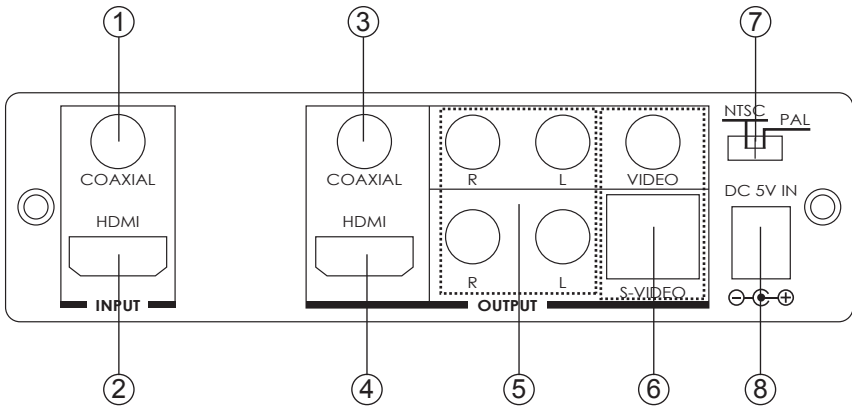
The following sections describe the hardware components.

#### 4.1 Front Panel



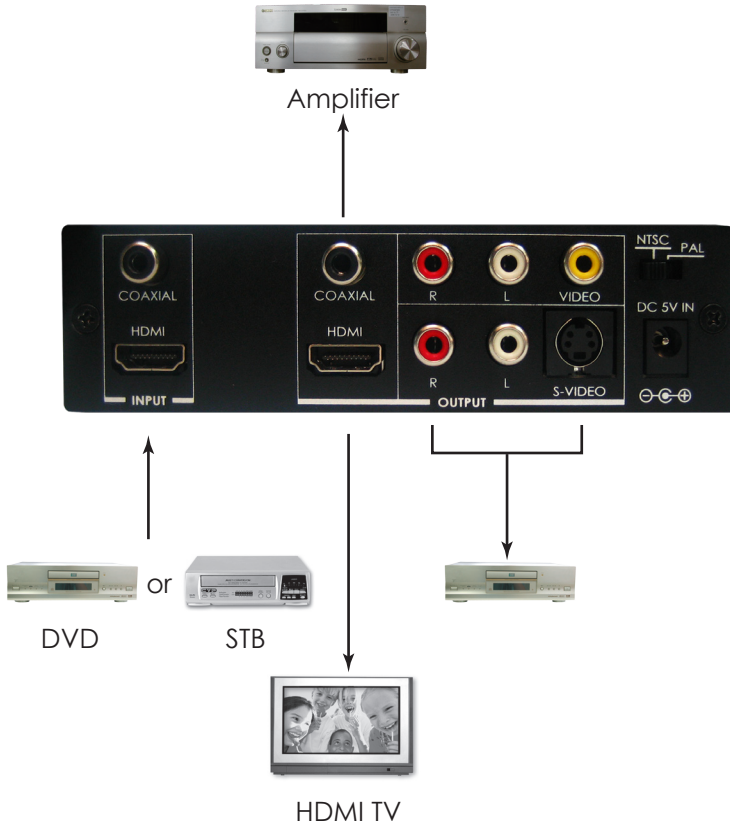
- ① Power LED: The LED indicator will illuminate when the unit is powered on.

## 4.2 Rear Panel



- ① Coaxial Input: Connect the digital audio input port to the Coaxial output port of your source equipment such as DVD player or Set-Top-Box.
- ② HDMI Input: Connect the HDMI input port to the HDMI output port of your source equipment such as DVD player or Set-Top-Box.
- ③ Coaxial Output: Connect the digital audio output port to the input port of your digital audio equipment such as audio amplifier.
- ④ HDMI Bypass Output: Connect the HDMI output port to the HDMI input port of your display.
- ⑤ L/R Output: Connect the analog audio output port to speakers.
- ⑥ Composite Video/S-Video: Connect the Composite Video or S-Video port to the input port of your display.
- ⑦ TV System Switcher: Select between NTSC and PAL system for output.
- ⑧ DC 5V: Plug the 5VDC power supply into the unit and connect the adaptor to AC wall outlet.

## 5. Connection and Installation



## 6. Specifications

Input ports	1 x HDMI type A, 1 x Coaxial
Output ports	1 x HDMI type A, 1 x Coaxial, 2 x Stereo R/L RCA jack, 1 x Composite-Video RCA jack, 1 x S-Video mini-din
Power Supply	5V/2.6A DC (US/EU standards, CE/FCC/UL certified)
Dimensions (mm)	141 (W) x 127 (D) x 38 (H)
Weight(g)	510
Chassis Material	Metal
Silk Skin Color	Black
Operating Temperature	Operating from 0°C ~ 48°C





**CYPRESS TECHNOLOGY CO., LTD.**  
Home page: <http://www.cypress.com.tw>