

RE-11HS

HDMI to HDMI equalizer

Operation Manual



TABLE OF CONTENTS

1. Introduction	1
2. Features	1
3. Package Contents	1
4. Operation Controls and Functions	1
4.1 Front Panel.....	1
4.2 Rear Panel.....	2
5. Connection and Installation	2
6. Specifications	2

1. Introduction

This is the most advanced solution for HDMI to HDMI equalizer and also a high performance cable equalizer allows HDMI/DVI cable runs up to 40 meters. It corrects digital error and automatically provides equalization up to 40dB to compensate for cable transmission loss, it will eliminate digital noise (sparkles) to ensure you to receive perfect HDTV picture after long cable transmission.

2. Features

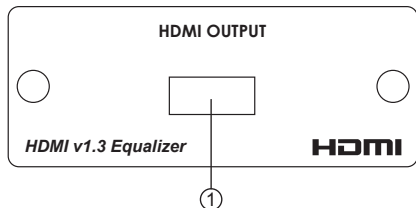
- Compliant with HDMI 1.3.
- HDCP is compliant with HDCP1.1 downward compatible to HDCP1.0.
- HDCP pass through.
- Operation frequency up to 165MHz.
- Input/output resolutions:
PC: VGA, SVGA, XGA, SXGA, UXGA up to 165MHz
HD: 480i/576i, 480p/576p, 720p, 1080i, 1080p
- Fully automatic equalization up to 40dB at 825MHz (1.65Gbps), no system control required.
- Extend cable runs up to 40 meters from the source to the equalizer plus 10 meters from the equalizer to the projector, TV/monitor.
- Easy to install and to operate.

3. Package Contents

- HDMI to HDMI equalizer
- 5V DC power supply adaptor.
- Operation Manual.

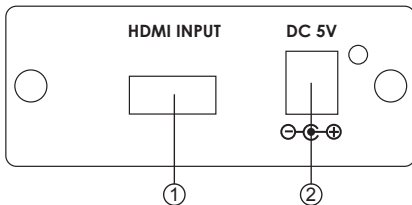
4. Operation Controls and Functions

4.1 Front Panel




- ① HDMI output: Connect the HDMI output port to the HDMI input port of your display.

4.2 Rear Panel



- ① HDMI input: Connect the HDMI input port to the HDMI output port of your source equipment such as DVD player or set-top-box.
- ② Power: Plug the 5VDC power supply into the unit and connect the adaptor to AC wall outlet.

5. Connection and Installation



6. Specifications

Input Port	1 x HDMI
Output Port	1 x HDMI
Power Supply	5V/1A DC (US/EU standards, CE/FCC/UL certified)
Dimensions (mm)	72(W) x 76(D) x 30(H)
Weight(g)	150
Chassis Material	Aluminum
Silkscreen Color	Black
Operating Temperature	0°C ~ 40°C